



Annual Report 2007

Contact persons: Sam Schellenberg Chief Executive Officer
Gordon Martel Chief System Engineer
Jake Fehr System Engineer

Phone: (204) 324-1931
Fax: (204) 324-1230
E-mail: pvwc@mts.net

Emergency contact numbers for main office: (204) 324-4298
(204) 324-3889
(204) 324-7130

Pembina Valley Water Co-op (PVWC) ownership- 18 municipalities

Water Plants in operation

Red River Regional Water Treatment Plant	-	Letellier
Emergency contact number: (204) 324-7118		
Morris Regional Water Treatment Plant	-	Morris
Emergency contact number: (204) 324-7561		
Stephenfield Regional Water Treatment Plant	-	Stephenfield
Emergency contact number: (204) 745-8791		

Date report prepared: Sep 2008

Gordon Martel
Chief System Engineer
Pembina Valley Water Co-op

Introduction:

In the early 90's, a number of municipalities in south central Manitoba joined to form the Pembina Valley Water Cooperative Inc. (PVWC). The purpose was to develop a regional approach to supplying potable water in an area which lacked wide distribution of good, plentiful water resources, but which also exhibited the highest rate of economic growth of any region in Manitoba. Municipalities that are currently members of the cooperative include:

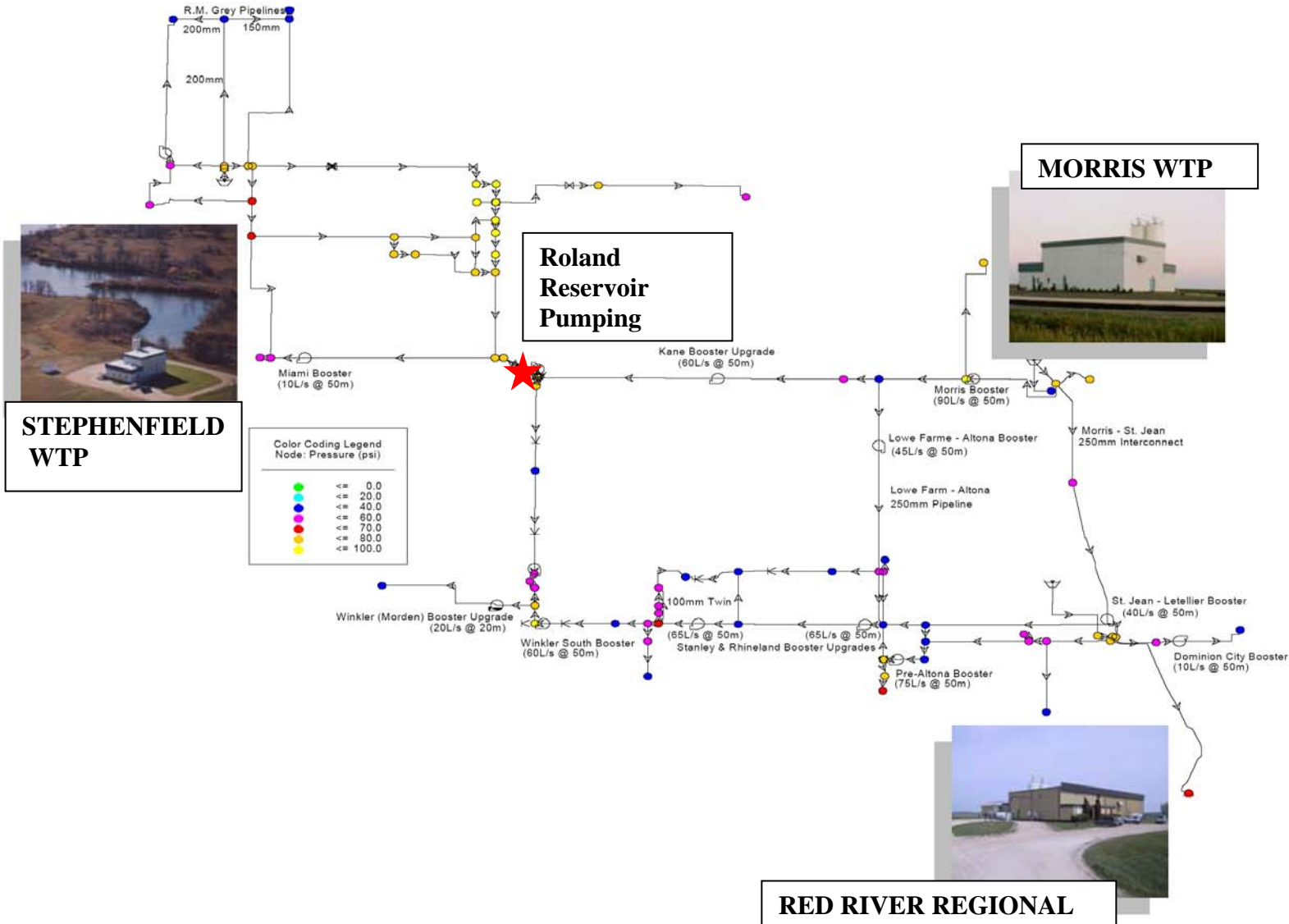
Town of Altona	R.M. of Dufferin
Town of Carman	R.M. of Franklin
Town of Emerson	R.M. of Grey
Town of Gretna	R.M. of Montcalm
Town of Morden	R.M. of Morris
Town of Morris	R.M. of Rhineland
Town of Plum Coulee	R.M. of Roland
Village of St. Claude	R.M. of Stanley
City of Winkler	R.M. of Thompson

The mandate of the PVWC is to provide treated/potable water that meets all of the Canadian drinking water standards to its municipal members. It is governed by a board of 18 members, one representative from each municipal member.

The PVWC is a wholesaler of water which it distributes through its pipelines to its municipal customers. The municipalities then sell this water to the end user, their customers, delivered through their own distribution system. The service area covers 3500 square miles with a population base of approx. 45,000. The existing water supply system is shown on Figure 1.

Figure 1 (not to scale) is a model of the PVWC distribution system, including the three water treatment plants.

Figure 1 – PVWC Distribution System



Existing Water Supply

The water treatment plant at Morris withdraws water from the Red River and has the capacity to produce up to 35 litres per second (lps) of treated water. From there, treated water is provided to the Town of Morris, the R.M.s of Morris, Montcalm, Roland, Thompson, and Dufferin and a partial supply to the City of Winkler and the R.M. of Stanley. The remainder of the supply to Winkler and Stanley comes from the Letellier water treatment plant.

The Letellier water treatment plant also withdraws water from the Red River and has the ability to produce up to 100 lps of treated water. From there, treated water is provided to Towns of Emerson, Altona, Gretna, Plum Coulee and Morden and to the City of Winkler. Treated water is also provided from this plant to the R.M.s of Franklin, Montcalm, Rhineland, Stanley, and the Roseau River First Nation.

The Stephenfield water treatment plant withdraws water from the Stephenfield Reservoir and has a capacity to produce up to 25 lps of treated water. This plant provides water to St. Claude and Haywood and to the R.M.s of Dufferin, Grey, Thompson and a partial supply to the R.M.s of Roland, Morris and the Town of Carman

By the licensing requirements of the existing system and as a matter of best management practice, all of the regions existing supplies are utilized to their sustainable yield. The Town of Morden receives only 10% of their water supply from the PVWC with the remainder coming from Lake Minnewasta. The City of Winkler receives approximately 40% of their supply from the PVWC and the remainder is withdrawn from the Winkler Aquifer. The Town of Carman receives 25% of their water supply from the PVWC and the rest of their supply comes from the Boyne River.

The PVWC is a user-pay water supply system. The price includes the cost of production, operations and maintenance, principal and interest. There is no decreasing scale or other discounting in the pricing system. The price charged to deliver the water to the municipal system in 2007 was \$5.40 per thousand gallons.

Red River Regional Water Treatment Plant - Letellier

- Red River used as water source
- Rated for 96 litres per second
- Storage capacity 2,450,000 litres or 540,000 gallons
- Senior plant operator- Kirt Henry
- Drinking Water Officer- Marc Balcaen



The following is a description of the major treatment processes for the Red River Regional Water Treatment Plant:

This plant which is a typical lime softening plant found throughout the Manitoba prairies is used to treat the water from the Red River. Figure 4.1 is a schematic of the existing process.

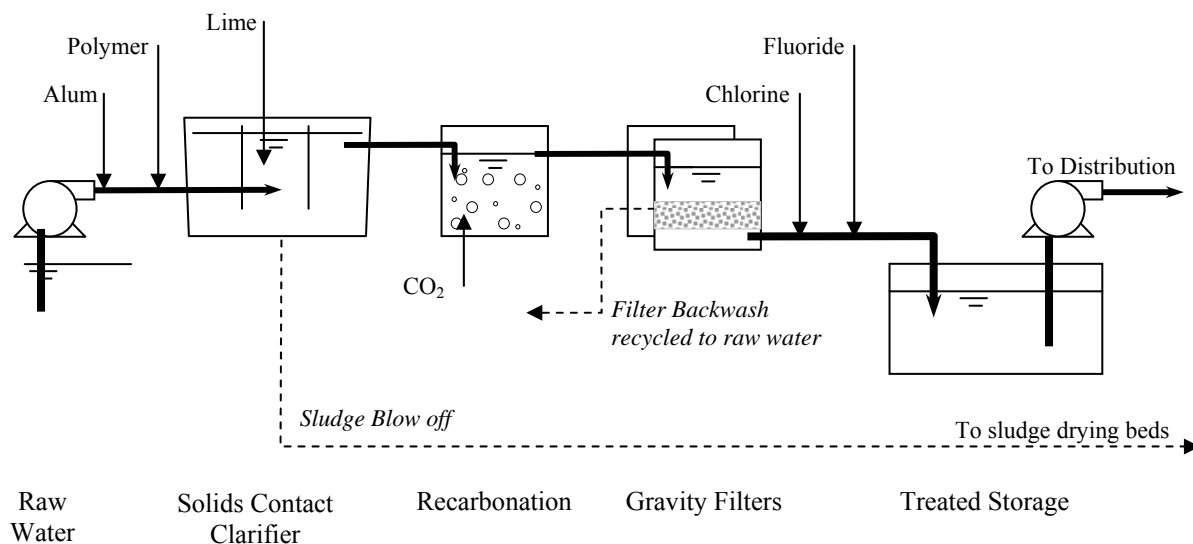


Figure 4.1

The current process consists of a screened raw water intake located off of the Red River that pumps to an off stream storage reservoir beside the plant which is then pumped directly to the solids contact clarifier. The cold lime softening clarifier then reduces hardness and turbidity. The subsequent recarbonation step stabilizes the clarifier effluent and the gravity filters polish the water for final turbidity and pathogen reduction.

The filtered water is then dosed with chlorine for disinfection and fluoride for dental maintenance.

Disinfection Monitoring and Reporting

The treated water leaving the water plant is tested continuously for a level of chlorine that is enough for proper disinfection in the distribution system.

	Requirement	Performance
Free chlorine residual entering the distribution system	≥ 0.5 mg/l	100%
Frequency of testing	Daily	100%
Report submissions	Monthly	100%

Bacteriological Monitoring and Reporting

The raw and treated water is tested on a weekly basis for the presence of Total Coliform and E. coli bacteria. If these bacteria are present in the water it is an indication that disease causing organisms may also be present.

	Requirement	Performance
Number of raw/incoming water samples	52	52
Number of treated water samples	52	52
Frequency of testing	Weekly	Weekly
Total Coliform present in treated water samples	0 per 100ml	0
E-Coli present in treated water samples	0 per 100ml	0

A copy of the water test results are kept at the water treatment plant and at the main office in Altona.

Turbidity Monitoring and Reporting

Turbidity is a measurement of the clarity of water. Turbidity is used to tell us if the treatment process and filtration is working to remove particles and other contaminants from the water. A high turbidity can cause the water to look cloudy and affect the disinfection process. Turbidity is continuously tested after the filtering process and before disinfection.

Turbidity, which is measured and reported in nephelometric turbidity units (NTU), is an optical measurement of water's ability to scatter and absorb light rather than transmit it in straight lines.

	Requirement	Performance
Chemically assisted, rapid gravity filtration process for water treatment	≤ 0.3 NTU in at least 95% of the samples taken per month	97.7%
	Not to exceed 0.3 NTU for more than 12 continuous hours	N/A
	Not to exceed 1.0 NTU at any time	100%
Frequency of testing	Continuous	Continuous
Report submissions	Monthly	100%

Disinfection By-products Monitoring and Reporting

Trihalomethane (THM's) are formed when chlorine reacts with naturally occurring organic matter in the water. Studies have shown a link between high levels of THM's and cancer. The province has set a standard for THM's of 100 micrograms per litre of water. The THM standard is based on an average of four samples per year. Our water from the Letellier plant is tested at four locations in the distribution system, Emerson, St.Jean Baptiste, Gretna and Morden.

	Requirement	Performance
Trihalomethane sampling requirements	4 sample locations 4 times a year	100%
Total Trihalomethane Standard	0.1 mg/l	0.081 mg/l (Emerson) 0.086 mg/l (St. Jean) 0.087 mg/l (Gretna) 0.079 mg/l (Morden)

Major Expenses for Red River Regional Water Treatment Plant in 2007

In addition to the normal operating expenses for the water plant and distribution system in 2007 two projects were undertaken. One was to add aeration to the off stream storage facility used at Letellier. This will help keep the taste and odor problems caused by algae to a minimum. The cost of installing the aeration system was \$95,000. A new filter backwash reservoir and pumping system was also built to redirect water used in the filter backwash and water returned from the sludge ponds, to the off stream storage. This eliminated any taste and odor problems caused by feeding this water directly back into the treatment process. The cost for the system was \$85,000.

Future Expenses for the Red River Water Treatment Plant

At this time there are no major projects planned in the next two years for the Red River Regional Water Plant.

Morris Regional Water Treatment Plant

- Red River used as water source
- Rated for 32 litres per second
- Storage capacity 1,400,000 litres or 308,000 gallons
- Senior plant operator- Richard Dupuis (2007)
- - Byron Klassen (2008)
- Drinking Water Officer- Greg Wojcikowski (2008)



The following is a description of the major treatment processes for the Morris Regional Water Treatment Plant:

The existing plant is a typical lime softening plant found throughout the Manitoba prairies.

Figure 4.2 is a schematic of the existing process.

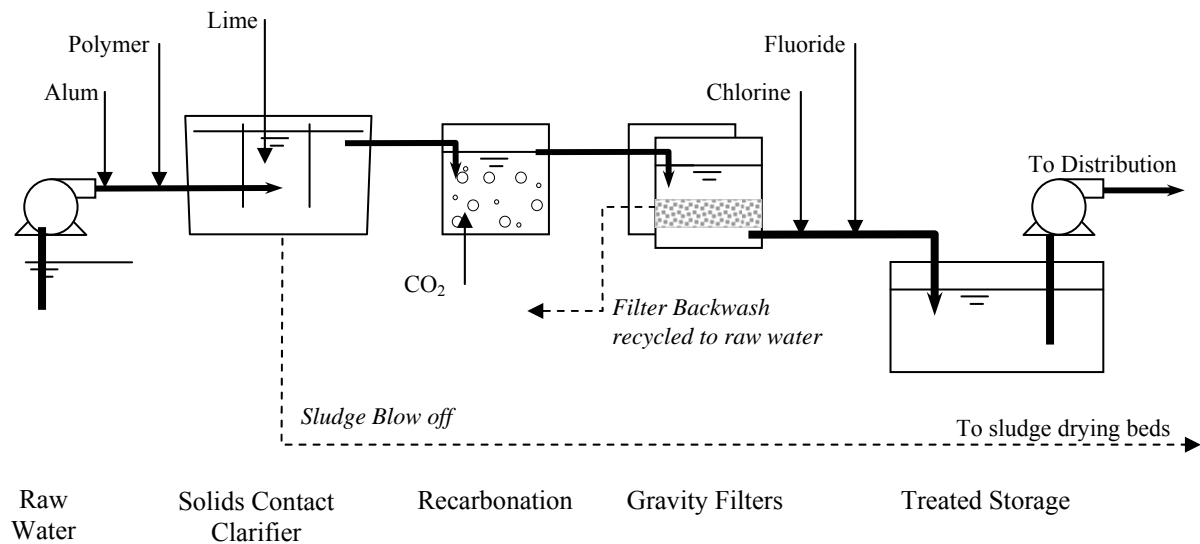


Figure 4.2

The current process consists of a screened raw water intake located off of the Red River that pumps directly to the solids contact clarifier. The cold lime softening clarifier then reduces hardness and turbidity. The subsequent recarbonation step stabilizes the clarifier effluent and the gravity filters polish the water for final turbidity and pathogen reduction.

The filtered water is then dosed with chlorine for disinfection and fluoride for dental maintenance.

Disinfection Monitoring and Reporting

The treated water leaving the water plant is tested continuously for a level of chlorine that is high enough for proper disinfection in the distribution system.

	Requirement	Performance
Free chlorine residual entering the distribution system	≥ 0.5 mg/l	100%
Frequency of testing	Daily	100%
Report submissions	Monthly	100%

Bacteriological Monitoring and Reporting

The raw and treated water is tested on a weekly basis for the presence of Total Coliform and E. coli bacteria. If these bacteria are present in the water it is an indication that disease causing organisms may also be present.

	Requirement	Performance
Number of raw/incoming water samples	26	26
Number of treated water samples	26	26
Frequency of testing	Bi-Weekly	Bi-Weekly
Total Coliform present in treated water samples	0 per 100ml	0
E-Coli present in treated water samples	0 per 100ml	0

A copy of the water test results are kept at the water treatment plant and at the main office in Altona.

Turbidity Monitoring and Reporting

Turbidity is a measurement of the clarity of water. Turbidity is used to tell us if the treatment process and filtration is working to remove particles and other contaminants from the water. A high turbidity can cause the water to look cloudy and affect the disinfection process. Turbidity is continuously tested after the filtering process and before disinfection.

Turbidity, which is measured and reported in nephelometric turbidity units (NTU), is an optical measurement of water's ability to scatter and absorb light rather than transmit it in straight lines.

	Requirement	Performance
Chemically assisted, rapid gravity filtration process for water treatment	≤ 0.3 NTU in at least 95% of the samples taken per month	98%
	Not to exceed 0.3 NTU for more than 12 continuous hours	N/A
	Not to exceed 1.0 NTU at any time	100%
Frequency of testing	Continuous	Continuous
Report submissions	Monthly	100%

Disinfection By-products Monitoring and Reporting

Trihalomethane (THM's) are formed when chlorine reacts with naturally occurring organic matter in the water. Studies have shown a link between high levels of THM's and cancer. The province has set a standard for THM's of 100 micrograms per litre of water. The THM standard is based on an average of four samples per year. Our water is tested at two locations in the distribution system, Miami and Rosenort.

	Requirement	Performance
Trihalomethane sampling requirements	2 sample locations 4 times a year	*75%
Total Trihalomethane Standard	0.1 mg/l	0.081 mg/l (Miami) 0.085mg/l (Rosenort)

* The new sampling program was only started later in 2007

Major Expenses for Morris Water Treatment Plant in 2007

In 2007 no extra projects were undertaken and only normal operating expenses occurred.

Future Expenses for the Morris Treatment Plant

A major expansion of the Morris treatment plant is planned for construction in 2008-09. The plant will be expanded to 66 litres per second with full potential of 100 litres per second. The new process will use microfiltration and nanofiltration to clean and soften the water. Also a new off stream storage facility with a new river intake and pumping station is to be built that will store enough water to run the new plant for up to one year without needing water from the Red River. The cost of this total project is estimated at \$10,000,000.

Stephenfield Regional Water Treatment Plant

- Stephenfield Lake used as water source
- Rated for 20 litres per second
- Storage capacity 950,000 litres or 209,000 gallons
- Senior plant operator- Paul Termeer
- Drinking Water Officer- Marc Balcaen



The following is a description of the major treatment processes for the Stephenfield Regional Water Treatment Plant:

The existing plant is a typical lime softening plant found throughout the Manitoba prairies. Figure 4.3 is a schematic of the existing process.

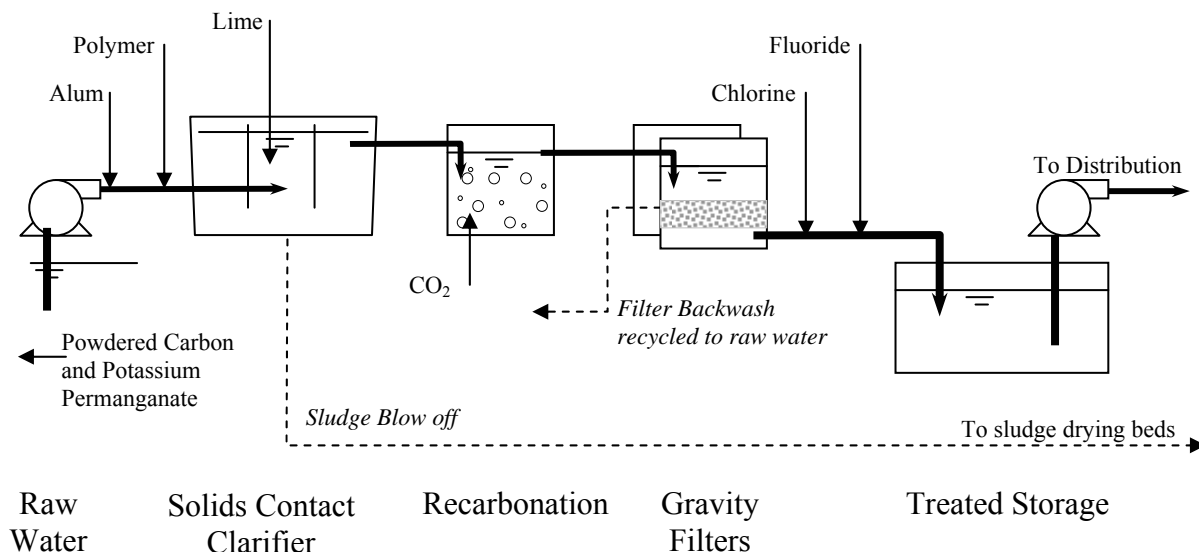


Figure 4.3

The current process consists of a screened raw water intake located in Stephenfield Lake that feeds water directly to pumps in the water plant that supply water to the solids contact clarifier. The cold lime softening clarifier then reduces hardness and turbidity. The subsequent recarbonation step stabilizes the clarifier effluent and the gravity filters polish the water for final turbidity and pathogen reduction.

The filtered water is then dosed with chlorine for disinfection and fluoride for dental maintenance.

Disinfection Monitoring and Reporting

The treated water leaving the water plant is tested continuously for a level of chlorine that is enough for proper disinfection in the distribution system.

	Requirement	Performance
Free chlorine residual entering the distribution system	≥ 0.5 mg/l	100%
Frequency of testing	Daily	100%
Report submissions	Monthly	100%

Bacteriological Monitoring and Reporting

The raw and treated water is tested on a weekly basis for the presence of Total Coliform and E. coli bacteria. If these bacteria are present in the water it is an indication that disease causing organisms may also be present.

	Requirement	Performance
Number of raw/incoming water samples	26	25
Number of treated water samples	26	25
Frequency of testing	Bi-Weekly	Bi-Weekly
Total Coliform present in treated water samples	0 per 100ml	*1
E-Coli present in treated water samples	0 per 100ml	0

* One treated water sample was reported positive for Total Coliform <10 TC/100ml; however, the re-sample result did not confirm the initial positive result.

A copy of the water test results are kept at the water treatment plant and at the main office in Altona.

Turbidity Monitoring and Reporting

Turbidity is a measurement of the clarity of water. Turbidity is used to tell us if the treatment process and filtration is working to remove particles and other contaminants from the water. A high turbidity can cause the water to look cloudy and affect the disinfection process. Turbidity is continuously tested after the filters and before disinfection.

Turbidity, which is measured and reported in nephelometric turbidity units (NTU), is an optical measurement of water's ability to scatter and absorb light rather than transmit it in straight lines.

	Requirement	Performance
Chemically assisted, rapid gravity filtration process for water treatment	≤ 0.3 NTU in at least 95% of the samples taken per month	98%
	Not to exceed 0.3 NTU for more than 12 continuous hours	N/A
	Not to exceed 1.0 NTU at any time	100%
Frequency of testing	Continuous	Continuous
Report submissions	Monthly	100%

Disinfection By-products Monitoring and Reporting

Trihalomethane (THM's) are formed when chlorine reacts with naturally occurring organic matter in the water. Studies have shown a link between high levels of THM's and cancer. The province has set a standard for THM's of 100 micrograms per litre of water. The THM standard is based on an average of four samples per year. Our water is tested at two locations in the distribution system, St. Claude and Sperling

	Requirement	Performance
Trihalomethane sampling requirements	2 sample locations 4 times a year	100%
Total Trihalomethane Standard	0.1 mg/l	0.089 mg/l (St. Claude) * 0.134 mg/l (Sperling)

* meeting the standard in the Stephenfield distribution system will be a challenge. The need to keep the required chlorine residual at the distribution ends forces a high chlorine injection at the plant site. Re-chlorination stations are being looked at as well as any new process systems that could be added in the future to remedy this problem.

Major Expenses for Stephenfield Water Treatment Plant in 2007

In addition to the normal operating expenses of the treatment plant a new geothermal heating and cooling system was installed in the plant. This system was designed to use the treated water reservoir as a heating and cooling source. A reduction in the hydro cost to heat and cool the building is the end result and a side benefit was the dehumidification of the plant which will reduce damage from the high humidity normally found in our treatment plants. The cost of this system was \$110,000.

Future Expenses for the Stephenfield Treatment Plant

There are no extra projects planned for the Stephenfield plant in the next two years.